

Denominación

CAJA MUNICIPAL DE JUBILACIONES PENSIONES Y RETIROS

Domicilio legal:

MITRE N° 34 - GUALEGUAYCHU (2820) - ENTRE RIOS

Fecha de Creación


20 de septiembre de 1937

EJERCICIO ECONÓMICO:

Iniciado el 01 de Enero de 2023

Finalizado el 31 de Diciembre de 2023


C.P.N. Guillermo José Soso Ryan
Caja Municipal de Jubilaciones
Pensiones y Retiros de
Gualeguaychú


C.P.N. Gómez Marcelo Sebastián
Vocal Tesorero
Caja Municipal de Jubilaciones
Pensiones y Retiros
Gualeguaychú



GUILLERMINA MARÍA GARRO
Presidenta
Caja Municipal de Jubilaciones
Pensiones y Retiros de
Gualeguaychú

CAJA MUNICIPAL DE JUBILACIONES, PENSIONES Y RETIROS GUALEGUAYCHU

ESTADO DE SITUACION PATRIMONIAL AL 31 DE DICIEMBRE DE 2023

<u>ACTIVOS</u>	2023	2022	<u>PASIVOS</u>	2023	2022
<u>Activos Corrientes</u>			<u>Pasivos Corrientes</u>		
Caja y Bancos (Nota 1)	2,497,720.64	614,372.16	Deudas (Nota 5)	23,182,246.13	0.00
Cuentas Por Cobrar (Nota 2)	431,894,756.38	212,668,576.94			
Inversiones (Nota 3)	206,104,767.08	35,808,931.51			
Total activos corrientes	640,497,244.10	249,091,880.61	Total pasivos	23,182,246.13	0.00
<u>Activos No Corrientes</u>			<u>Patrimonio Neto</u>		
Cuentas Por Cobrar (Nota 4)	298,072,936.77	289,149,683.83			
Bienes de uso (Anexo I)	114,231,836.09	60,338,540.06	Según estado correspondiente	1,029,619,770.83	598,580,104.50
Total activos no corrientes	412,304,772.86	349,488,223.89	Total patrimonio neto	1,029,619,770.83	598,580,104.50
Total activos	1,052,802,016.96	598,580,104.50	Total igual activos	1,052,802,016.96	598,580,104.50


C.P.N. Guillermo José Sosa Ryan
 Caja Municipal de Jubilaciones
 Pensiones y Retiros de
 Gualeguaychú



C.P.N. Gómez Marcelo Sebastián
 Tesorero
 Caja Municipal de Jubilaciones
 Pensiones y Retiros
 Gualeguaychú



GUILLEMINA MARÍA GARRO
 Presidenta
 Caja Municipal de Jubilaciones
 Pensiones y Retiros de
 Gualeguaychú


CAJA MUNICIPAL DE JUBILACIONES, PENSIONES Y RETIROS GUALEGUAYCHU

ESTADO DE RESULTADOS POR EL EJERCICIO CERRADO EL 31/12/2023

	2023	2022
RECURSOS ORDINARIOS		
Aportes Patronales Municipalidad	829.728.408,86	355.865.528,69
Aportes Personales Municipalidad	619.034.890,71	264.744.626,82
Moratoria Jubilados y Activos	1.162.261,23	519.305,75
Aporte Personal Retirados	337.107,96	206.609,10
Contribucion Patronal Retirados	5.158.571,50	3.107.120,00
Aportes Empleados Caja	4.806.305,73	2.185.592,39
Aportes Patronal SITRAM	1.078.301,97	957.946,19
Aportes Personal SITRAM	1.440.929,62	576.902,81
Aportes Patronal A.T.M.	1.559.788,05	740.146,79
Aportes Personal A.T.M.	1.169.481,02	555.110,12
Aportes Patronal Asociacion	950.093,94	421.243,41
Aportes Personal Asociacion	712.330,46	315.932,55
Comisiones Proveedores	734.629,19	362.897,24
Comisiones Tasas Municipales	3.371.152,65	1.821.354,67
Intereses Plazos Fijos, Fci y Titulos	161.160.149,72	33.296.279,12
Intereses Prestamos	151.254.762,48	121.584.316,57
Intereses Hipotecas y Prendas	41.589,00	49.952,00
Total Recursos Ordinarios	1.829.700.752,09	787.310.864,22
EROGACIONES ORDINARIAS		
Jubilaciones	1.131.715.966,99	487.754.272,09
Pensiones	369.399.252,10	174.975.000,98
Retiros	4.334.480,59	2.596.691,43
Sueldos	47.099.666,10	22.004.292,16
Contribuciones Sociales	61.868.476,66	26.957.276,73
Salarios Familiares	17.596.600,00	14.596.248,00
Honorarios	3.378.105,00	1.352.230,00
Gastos Generales	5.407.044,13	2.973.559,81
Vestimentas y Uniformes	501.699,40	169.200,00
Gastos Bancarios	152.436,51	59.743,77
Gastos Limpieza	816.645,00	489.040,00
Energia Electrica	1.004.714,80	404.397,57
Telefono	223.739,77	95.411,16
Papelerias e Imprinta	687.145,33	302.556,38
Impuestos y Tasas	236.907,29	143.632,07
Primas de Seguros	621.275,00	349.379,85
Suscripciones	516.245,05	224.180,00
Gastos de oficina	1.374.565,19	709.612,61
Depreciaciones del ejercicio	5.085.075,75	1.641.342,35
Total Gastos Ordinarios	1.652.020.040,66	737.798.066,96
Resultados Ordinarios	177.680.711,43	49.512.797,26
Leyes Nacionales 23.549 y 23.966	225.061.352,69	91.829.504,14
Programa Secretaria de Economia del Conocimiento	20.600.450,00	0,00
RESULTADO FINAL (Ganancia)	423.342.514,12	141.342.301,40


 C.P.N. Guillermo José Sosa Ryan
 Caja Municipal de Jubilaciones
 Pensiones y Retiros de
 Gualeguaychú


 C.P.N. Gómez Marcelo Sebastián
 Vocal Tesorero
 Caja Municipal de Jubilaciones
 Pensiones y Retiros de
 Gualeguaychú


 GUILLERMINA MARÍA GARRO
 Presidenta
 Caja Municipal de Jubilaciones
 Pensiones y Retiros de
 Gualeguaychú

CAJA MUNICIPAL DE JUBILACIONES, PENSIONES Y RETIROS GUALEGUAYCHU

NOTAS A LOS ESTADOS CONTABLES CERRADO EL 31/12/2023

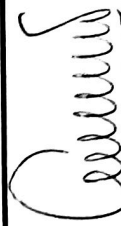
	2023	2022
1) CAJA Y BANCOS		
Bersa c/c 8200/5	2,486,658.82	448,254.98
Banco Credicoop c/c 63/1	11,061.82	166,117.18
TOTALES	2,497,720.64	614,372.16


2) CUENTAS POR COBRAR CORRIENTES		
Prestamos Personales	398,099,827.00	234,627,589.00
Interes a Devengar Prestamos	-229,765,465.43	-135,858,987.73
Prestamos Hipotecarios y Prendarios	81,540.00	97,152.00
Interes a Devengar Hipotecas y Prendas	-33,495.00	-41,589.00
Municipalidad Aportes y Retenciones	261,538,182.67	112,823,589.51
Sindicato Aportes	496,466.23	172,630.04
A.T.M.	470,220.48	161,146.57
Asociacion Jubilados	287,819.02	137,046.55
Anticipo Haberes	169,661.41	0.00
Servicio Fúnebre Mutual Frigorífico	150,000.00	150,000.00
Servicio Fúnebre Previsoria Gualeguaychú	300,000.00	300,000.00
Servicio Cremación	100,000.00	100,000.00
TOTALES	431,894,756.38	212,668,576.94


3) INVERSIONES		
Plazos Fijos	147,205,479.45	37,357,561.64
Plazos Fijos - Interes a Devengar	-9,764,383.56	-1,548,630.13
Fondo comunes de Inversiones	61,693,491.74	0.00
Titulos y Acciones - AL30	6,970,179.45	0.00
TOTALES	206,104,767.08	35,808,931.51

4) CUENTAS POR COBRAR NO CORRIENTES		
Prestamos Personales	735,184,701.84	523,149,399.85
Interes a Devengar Prestamos	-437,358,719.07	-234,294,715.02
Prestamos Hipotecarios y Prendarios	335,007.00	416,547.00
Interes a Devengar Hipotecas y Prendas	-88,053.00	-121,548.00
TOTALES	298,072,936.77	289,149,683.83

5) DEUDAS		
I.o.s.p.e.r.	22,827,108.12	0.00
Sitram	0.00	0.00
Poliza 1138 - IAPSER	0.00	0.00
Ley 11049	886.99	0.00
Remuneraciones a pagar	354,251.02	0.00
Asoc. Jub. Y Pensionados	0.00	0.00
Retenciones Juzgado y Embargo	0.00	0.00
Opticas	0.00	0.00
Librerias	0.00	0.00
Carnicerias	0.00	0.00
Gas	0.00	0.00
Boutiques	0.00	0.00
Despensas	0.00	0.00
Farmacias	0.00	0.00
Proveedores	0.00	0.00
A.T.M.	0.00	0.00
San Lucas-Pronto-Vida	0.00	0.00
TOTALES	23,182,246.13	0.00


GUILLERMINA MARIA GARRO
 Presidenta
 Caja Municipal de Jubilaciones
 Pensiones y Retiros de
 Gualeguaychú


Marcelo Sebastian
 Vicepresidente
 Caja Municipal de Jubilaciones
 Pensiones y Retiros de
 Gualeguaychú


José Sosa Ryan
 C.P.N.
 Caja Municipal de Jubilaciones
 Pensiones y Retiros de
 Gualeguaychú


CAJA MUNICIPAL DE JUBILACIONES, PENSIONES Y RETIROS GUALEGUAYCHU

ESTADO DE EVOLUCION DEL PATRIMONIO NETO AL 31 DE DICIEMBRE 2023


CONCEPTO	CAPITAL SOCIAL		AJUSTE DE CAPITAL		TOTAL		RESERVAS		RESULTADOS NO ASIGNADOS		TOTAL PATRIMONIO NETO	
	2023	2022	2023	2022	2023	2022	2023	2022	2023	2022	2023	2022
Saldo al inicio	121.08	121.08	0.00	0.00	121.08	121.08	26,098,796.45	31,946,344.90	572,481,186.97	431,138,885.57	598,580,104.50	463,085,351.55
Reservas							29,656,238.96	6,344,837.12			29,656,238.96	6,344,837.12
Uso Reserva							-21,959,086.75	-12,192,385.57			-21,959,086.75	-12,192,385.57
Resultado del ejercicio									423,342,514.12	141,342,301.40	423,342,514.12	141,342,301.40
TOTALES	121.08	121.08	0.00	0.00	121.08	121.08	33,795,948.66	26,098,796.45	995,823,701.09	572,481,186.97	1,029,619,770.83	598,580,104.50



CPM. Guillermo José Sosa Ryan
Caja Municipal de Jubilaciones
Pensiones y Retiros de
Gualeguaychú



CPN. Marcelo Subastión
Vocero Tesorero
Caja Municipal de Jubilaciones
Pensiones y Retiros
Gualeguaychú



GUILLERMINA MARÍA GARRO
Presidenta
Caja Municipal de Jubilaciones
Pensiones y Retiros de
Gualeguaychú

CAJA MUNICIPAL DE JUBILACIONES, PENSIONES Y RETIROS GUALEGUAYCHU

ANEXO I

BIENES DE USO AL 31 DE DICIEMBRE DE 2023

RUBROS	VALOR ORIGEN		ALTAS		BAJAS		VALOR CIERRE		ACUMULADAS AL INICIO		BAJAS		DEPRECIACIONES		ACUMULADAS AL CIERRE		NETO	
	2023	2022	2023	2022	2023	2022	2023	2022	2023	2022	2023	2022	2023	2022	2023	2022	2023	2022
													%					
1	7,248,041.48	2,934,479.05	0.00	4,313,562.43	0.00	0.00	7,248,041.48	7,248,041.48	0.00	0.00	0.00	0.00	0.00	0.00	0.00	0.00	7,248,041.48	7,248,041.48
2	50,744,817.30	27,841,156.62	30,676,297.11	22,903,660.68	0.00	0.00	81,421,114.41	50,744,817.30	1,488,855.07	2,503,751.41	0.00	0.00	1,628,422.28	1,014,896.34	4,132,173.69	2,503,751.41	77,288,940.72	48,241,065.89
3	5,374,066.64	3,415,710.21	27,258,587.67	1,958,356.43	0.00	0.00	32,632,654.31	5,374,066.64	713,304.84	1,246,844.31	0.00	0.00	3,259,398.23	533,539.47	4,506,242.54	1,246,844.31	28,126,411.77	4,127,222.33
4	929,065.36	475,451.25	1,043,487.00	453,614.11	0.00	0.00	1,972,552.36	929,065.36	113,948.46	206,855.00	0.00	0.00	197,255.24	92,906.54	404,110.24	206,855.00	1,568,442.12	722,210.36
TOTALES	64,295,990.78	34,666,797.13	58,978,371.78	29,629,193.65	0.00	0.00	123,274,362.56	64,295,990.78	2,316,108.37	3,957,450.72	0.00	0.00	5,085,075.75	1,641,342.35	9,042,526.47	3,957,450.72	114,231,836.09	60,338,540.06

RUBROS: 1) TERRENOS 2) EDIFICIOS Y MEJORAS 3) MUEBLES Y UTILES 4) MAQUINAS Y HERRAMIENTAS



C.P.M. Guillermo José Soso Ryan
Caja Municipal de Jubilaciones
Pensiones y Retiros de
Gualeguaychú



C.P.M. Marcelo Sebastián Muñoz Insorero
Caja Municipal de Jubilaciones
Pensiones y Retiros de
Gualeguaychú

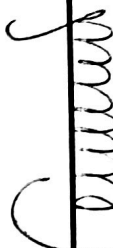



GUILLERMINA MARIA GARRO
Presidenta
Caja Municipal de Jubilaciones
Pensiones y Retiros de
Gualeguaychú


CAJA MUNICIPAL DE JUBILACIONES, PENSIONES Y RETIROS GUALEGUAYCHU

ESTADO DE FLUJO DE EFECTIVO AL 31/12/2023

<u>VARIACION DEL EFECTIVO</u>	2023	2022
Disponibilidades al inicio del ejercicio	614,372.16	1,157,428.75
Disponibilidades al cierre del ejercicio	2,497,720.64	614,372.16
Aumento (Disminucion) del efectivo	1,883,348.48	-543,056.59
<u>CAUSAS DE LAS VARIACIONES DEL EFECTIVO</u>		
<u>ACTIVIDADES OPERATIVAS</u>		
Aportes Patronales Municipalidad	619,034,890.71	355,865,528.69
Aportes Personales Municipalidad	829,728,406.86	264,744,626.82
Moratoria Jubilados	1,079,545.82	519,305.75
Aporte Personal Retirados	419,823.37	206,609.10
Contribucion Patronal Retirados	5,158,571.50	3,107,120.00
Aportes Empleados Caja	4,806,305.73	2,185,592.39
Aportes Patronal SITRAM	1,372,071.40	957,946.19
Aportes Personal SITRAM	2,147,160.19	576,902.81
Aportes Patronal A.T.M.	1,169,481.02	740,146.79
Aportes Personal A.T.M.	1,559,788.05	555,110.12
Aportes Patronal Asociacion	712,330.46	421,243.41
Aportes Personal Asociacion	950,093.94	315,932.55
Comisiones Proveedores	734,629.19	362,897.24
Comisiones Tasas Municipales	3,371,152.65	1,821,354.67
Intereses Plazos Fijos	161,160,149.72	33,296,279.12
Intereses Prestamos	196,254,762.48	121,584,316.57
Intereses Hipotecas y Prendas	41,589.00	49,952.00
Leyes Nacionales 23.549 y 23.966	225,061,352.69	91,829,504.14
Programa Economia del Conocimiento	20,600,450.00	0.00
Jubilaciones	-1,131,715,966.99	-487,754,272.09
Pensiones	-369,399,252.10	-174,975,000.98
Retiros	-4,334,480.59	-2,596,691.43
Sueldos	-47,099,666.10	-22,004,292.16
Contribuciones Sociales	-61,868,476.66	-26,957,276.73
Salarios Familiares	-17,596,600.00	-14,596,248.00
Honorarios	-3,378,105.00	-1,352,230.00
Gastos Generales	-5,407,044.13	-2,973,559.81
Vestimentas y Uniformes	-501,699.40	-169,200.00
Gastos Bancarios	-152,436.51	-59,743.77
Gastos Limpieza	-816,645.00	-489,040.00
Energia Electrica	-1,004,714.80	-404,397.57
Telefono	-223,739.77	-95,411.16
Papelerias e Imprenta	-687,145.33	-302,556.38
Impuestos y Tasas	-236,907.29	-143,632.07
Primas de Seguros	-621,275.00	-349,379.85
Suscripciones	-516,245.05	-224,180.00
Gastos de oficina	-1,374,565.19	-709,612.61
<u>CAMBIOS EN ACTIVOS Y PASIVOS OPERATIVOS</u>		
Aumentos netos de creditos	-398,445,267.95	-108,049,958.24
Aumentos netos de deudas	23,182,246.13	0.00
Compra de Bienes de Uso	-58,978,371.78	-29,629,193.65
Flujo neto de efectivo generado por las actividades operativas	-5,813,803.73	5,304,491.86
<u>Actividades de financiacion</u>		
Reserva Riesgos	7,697,152.21	-5,847,548.45
Flujo neto de efectivo generado por las actividades de financiación	7,697,152.21	-5,847,548.45
Aumento (Disminucion) del efectivo	1,883,348.48	-543,056.59


GUILLERMINA MARIA GARRO
 Presidenta
 Caja Municipal de Jubilaciones
 Pensiones y Retiros de
 Gualeguaychú


C.P.N. González Marcelo Sebastián
 Vocal Secretario
 Caja Municipal de Jubilaciones
 Pensiones y Retiros
 Gualeguaychú


C.P.N. Guillermo José Sosa Ryan
 Caja Municipal de Jubilaciones
 Pensiones y Retiros de
 Gualeguaychú

CAJA MUNICIPAL DE JUBILACIONES, PENSIONES Y RETIROS MITRE 34 - GUALEGUAYCHU - ENTRE RIOS

ESTADO FINANCIERO AL 31 DE DICIEMBRE DE 2023

DISPONIBILIDADES AL 01/12/2023

Bco.E.Rios c/c 8200/5.....	460,462.80	
Bco.Credicoop c/c 63/1.....	43,078.65	
Plazos Fijos y Fondos Comunes de Inversión..	239,456,552.05	239,960,093.50

INGRESOS


Municipalidad de Gualeguaychu.....	192,591,825.91	
Inversiones.....	12,470,072.51	
Ley 23966.....	31,868,479.98	236,930,378.40


EGRESOS

Haberes y Prestaciones de Servicios.....	262,352,017.78	
Gastos.....	3,426,735.62	
Caja Chica.....	0.00	
Inversiones.....	2,509,230.78	268,287,984.18

DISPONIBILIDADES AL 31/12/2023

Bco.E.Rios c/c 8200/5.....	2,486,658.82	
Bco.Credicoop c/c 63/1.....	11,061.82	
Plazos Fijos, Fci y Titulos	206,104,767.08	208,602,487.72

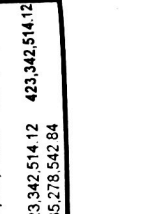

C.P.N. Guillermo Jose Soso Ryan
 Caja Municipal de Jubilaciones
 Pensiones y Retiros de
 Gualeguaychú



C.P.N. Gómez Marcelo Sebastián
 Vocero Tesorero
 Caja Municipal de Jubilaciones
 Pensiones y Retiros de
 Gualeguaychú

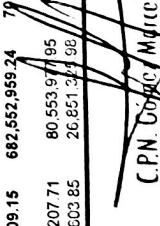

GUILLERMINA MARÍA GARRO
 Presidenta
 Caja Municipal de Jubilaciones
 Pensiones y Retiros de
 Gualeguaychú

CAJA MUNICIPAL DE JUBILACIONES, PENSIONES Y RETIROS GUALEGUAYCHU
ESTADO ECONOMICO DEL EJERCICIO INICIADO EL 01/01/2023 Y CERRADO EL 31/12/2023

AÑO 2023	ENERO	FEBRERO	MARZO	ABRIL	MAYO	JUNIO	JULIO	AGOSTO	SEPTIEMBRE	OCTUBRE	NOVIEMBRE	DIEMBRE	TOTALES
CAPITAL	121 08	121 08	121 08	121 08	121 08	121 08	121 08	121 08	121 08	121 08	121 08	121 08	121 08
RESERVAS	26.098.796,45	26.354.733,57	26.715.593,39	29.517.673,24	31.387.198,28	31.208.695,51	30.524.234,66	30.920.064,92	30.923.394,98	33.753.915,99	35.833.885,27	34.357.419,49	26.098.796,45
RESULTADOS	572.481,186,97	598.233.618,00	626.770.394,68	653.035,164,92	675.787,007,55	706.136.732,14	738.526.960,75	781.728.686,13	815.915.577,69	858.594.460,22	910.662.915,11	971.261.330,69	572.481,186,97
PATRIMONIO NETO INICIO	598.580,104,50	624.588,472,65	653.486,109,15	682.552,959,24	707.174,326,91	737.345,548,73	769.051,316,49	812.648,872,13	846.839,093,75	892.348,497,29	946.496,921,46	1.005.618,871,26	598.580,104,50
APORTES PERSONALES	30.663.527,22	29.892.018,57	35.523.633,50	38.137.935,90	40.005.473,42	61.154.239,20	43.727.635,22	56.528.289,09	52.949.998,64	57.820.237,23	67.226.335,54	105.405.567,12	619.034.890,71
CONTRIBUCIONES PATRO	41.096,115,21	40.074.573,46	47.665.710,66	51.176.686,81	53.673.639,52	82.027.838,65	58.562.155,17	75.763.189,22	70.929.161,31	77.444.435,24	90.052.378,72	141.242.522,89	829.728.406,86
MORATORIA ACTIVIDAD	0,00	0,00	0,00	0,00	0,00	0,00	0,00	0,00	0,00	0,00	0,00	0,00	0,00
MORAR PERS. JUBILADOS	88.898,94	77.763,54	77.081,22	77.081,22	77.081,22	167.651,37	118.396,32	118.396,32	111.988,62	150.602,40	150.602,40	283.825,62	1.499.369,19
MORATORIA PATR. JUBIL	243.782,00	243.782,00	297.414,00	321.793,00	341.294,00	535.254,00	414.429,00	414.429,00	438.808,00	475.374,00	536.318,00	895.896,50	5.158.571,50
APORTE CAJA	226.735,22	249.315,02	262.555,39	287.186,58	330.821,44	516.521,07	412.586,46	412.586,46	412.586,46	412.586,46	505.409,35	793.867,37	4.806.305,73
APORTES SINDICATO	182.448,67	173.989,77	212.323,93	241.159,25	264.918,02	397.377,02	263.724,53	295.061,45	312.707,90	340.296,92	338.757,90	496.466,23	3.519.231,59
APORTES A.T.M.	110.406,51	126.735,12	138.376,82	181.866,91	191.828,18	362.751,46	211.072,72	225.315,68	225.315,68	280.420,00	280.420,00	413.567,40	2.729.269,07
APORTES ASOC. JUBILAD	81.463,83	0,00	178.145,43	103.379,89	109.645,34	170.180,99	133.140,79	133.140,79	140.972,58	152.720,29	171.495,45	287.819,02	1.662.424,40
COMISIONES TASAS	136.085,61	453.750,38	507.238,96	219.195,60	215.550,35	260.498,67	260.163,23	253.673,98	269.432,45	285.311,80	265.599,31	264.652,31	3.371.152,65
COMISIONES PROVEEDOR	40.223,88	41.995,17	49.391,56	47.823,88	52.987,70	54.512,20	66.501,38	66.713,29	64.848,40	87.680,71	87.680,71	80.731,04	734.629,19
INTERES P. FIJO Y FCI	6.948.981,45	8.778.085,15	9.248.224,84	4.576.025,06	13.726.269,08	7.074.359,11	18.991.855,64	11.303.528,44	17.532.733,22	22.193.310,94	28.316.704,28	12.470.072,51	161.160.149,72
INTERES PRESTAMOS	12.638.360,66	12.713.091,84	13.654.333,55	14.703.865,56	15.235.660,06	15.538.840,02	15.948.906,66	16.370.328,36	18.475.956,33	19.902.065,72	20.539.723,51	20.533.630,21	196.254.762,46
INTERES HIPOTECA	3.777,00	3.730,00	3.770,00	3.530,00	3.491,00	3.449,00	3.410,00	3.370,00	3.327,00	3.286,00	3.245,00	3.204,00	14.989,00
SUBSIDIOS	0,00	0,00	0,00	0,00	0,00	0,00	0,00	0,00	0,00	0,00	0,00	0,00	20.600.450,00
RECURSOS ORDINARIOS	92.460.806,20	92.828.830,02	107.818.199,86	110.077.528,46	124.228.659,33	168.263.472,76	139.082.158,04	161.873.926,09	161.867.834,59	200.153.294,29	208.474.670,17	283.171.822,28	1.850.301.202,09
JUBILACIONES ORDINARIAS	44.994.034,99	44.901.795,23	55.515.008,10	60.708.009,12	64.259.206,20	100.785.303,47	68.701.489,70	92.987.365,41	85.959.790,38	103.421.090,00	107.395.007,45	199.393.679,04	1.029.021.779,08
JUBILACION INCAPACIDAD	1.976.724,89	1.972.672,51	2.411.572,78	2.609.242,68	2.767.378,60	4.299.373,50	2.973.044,00	3.803.067,50	3.510.654,37	4.523.069,00	4.337.556,69	6.870.571,50	42.055.114,03
JUBILACIONES ESPECIAL	3.342.911,18	3.336.058,07	3.952.590,64	4.276.485,84	4.535.666,80	7.046.493,00	4.561.846,00	6.134.770,50	5.460.475,42	6.695.288,00	4.673.627,92	6.622.941,50	60.639.073,87
TOTAL JUBILACIONES	50.313.677,06	50.210.525,81	61.879.090,52	67.593.737,64	71.562.251,60	112.131.169,97	76.236.379,70	102.925.203,41	94.930.920,17	114.639.492,00	116.406.192,07	212.887.378,04	1.131.715.966,99
PENSIONES	17.699.477,90	17.699.477,90	21.686.219,80	23.617.019,92	24.923.063,20	39.042.476,62	25.617.137,00	34.750.328,78	32.046.784,66	41.885.349,60	39.338.660,72	51.093.257,00	389.399.252,10
RETIROS	200.249,00	200.249,00	203.173,00	268.188,36	284.442,20	441.900,00	294.600,00	396.178,08	367.716,43	466.178,00	446.968,02	746.638,50	4.334.480,59
SUELDOS	2.225.962,31	2.547.627,31	2.922.619,56	4.010.859,96	3.123.030,52	4.791.664,77	3.445.386,34	4.497.405,61	3.975.526,89	4.607.959,91	4.856.620,21	6.095.166,71	47.099.666,10
CONTRIBUCIONES	3.015.497,01	3.046.940,25	3.105.981,13	3.440.490,09	3.660.129,53	6.740.106,97	4.799.901,01	4.969.735,00	4.869.735,00	6.278.695,82	6.376.853,43	11.507.067,89	61.868.476,66
SALARIOS	1.241.200,00	1.244.575,00	1.278.550,00	1.281.850,00	1.488.775,00	1.444.700,00	1.441.500,00	1.666.900,00	1.675.050,00	1.651.350,00	1.585.050,00	1.597.100,00	17.596.600,00
GASTOS	939.852,15	973.740,12	732.161,84	958.875,41	906.115,15	1.098.843,33	1.106.569,91	1.754.353,76	1.519.156,57	927.553,15	2.537.053,11	1.466.247,97	14.920.522,47
DEPRECIACION	0,00	0,00	0,00	0,00	0,00	0,00	0,00	0,00	0,00	0,00	0,00	5.085.075,75	5.085.075,75
EGRESOS	75.635.909,43	75.923.135,39	91.807.795,85	101.171.020,38	105.947.807,20	165.690.861,66	113.048.651,48	150.790.270,65	139.502.889,72	170.476.369,48	171.547.397,56	290.477.931,86	1.652.020.040,66
RESULTADO ORDINARIOS	16.824.896,77	16.905.694,63	16.010.404,01	8.906.508,08	18.280.852,13	2.572.611,10	26.033.506,56	11.083.655,44	22.364.944,87	29.676.924,81	36.927.272,61	-7.306.109,58	198.281.163,43
Leyes Nacionales 23.549 y 2	8.927.534,26	11.631.082,05	10.254.366,23	13.845.334,55	12.068.872,46	29.817.617,51	17.168.218,82	23.103.236,12	20.313.937,66	22.391.530,08	23.671.142,97	31.868.479,98	225.061.352,69
RESULTADO FINAL	25.752.431,03	28.536.776,68	26.264.770,24	22.751.842,63	30.349.724,59	32.390.228,61	43.201.725,38	34.186.891,56	42.678.882,53	52.068.454,89	60.598.415,58	24.562.370,40	423.342.514,12
RESERVAS	1.486.710,00	1.659.907,29	3.519.775,59	3.337.462,08	2.070.455,00	1.833.620,00	2.017.979,00	2.384.413,00	4.585.950,00	3.662.467,00	1.562.250,00	1.555.250,00	29.656.238,96
USO RESERVAS	1.230.772,88	1.299.047,47	717.689,74	1.467.937,04	2.248.957,78	2.518.080,85	1.622.148,74	2.381.082,94	1.735.428,99	1.582.497,72	3.038.715,78	2.116.720,83	21.958.086,75
CAPITAL	121 08	121 08	121 08	121 08	121 08	121 08	121 08	121 08	121 08	121 08	121 08	121 08	121 08
RESERVAS	26.354.733,57	26.715.593,39	29.517.673,24	31.387.198,28	31.208.695,51	30.524.234,66	30.920.064,92	30.923.394,98	33.753.915,99	35.833.885,27	34.357.419,49	33.795.948,66	33.795.948,66
RESULTADOS	598.233.618,00	626.770.394,68	653.035,164,92	675.787,007,55	706.136.732,14	738.526.960,75	781.728.686,13	815.915.577,69	858.594.460,22	910.662.915,11	971.261.330,69	995.823.701,09	598.233.618,00
PATRIMONIO NETO CIERR	624.588,472,65	653.486,109,15	682.552,959,24	707.174,326,91	737.345,548,73	769.051,316,49	812.648,872,13	846.839,093,75	892.348,497,29	946.496,921,46	1.005.618,871,26	1.029.619,770,83	1.029.619,770,83
RESULTADO ACUMULADO	25.752.431,03	28.536.776,68	26.264.770,24	22.751.842,63	30.349.724,59	32.390.228,61	43.201.725,38	34.186.891,56	42.678.882,53	52.068.454,89	60.598.415,58	24.562.370,40	423.342.514,12
RESULTADO PROVISIONAL	25.752.431,03	28.536.776,68	26.264.770,24	22.751.842,63	30.349.724,59	32.390.228,61	43.201.725,38	34.186.891,56	42.678.882,53	52.068.454,89	60.598.415,58	24.562.370,40	423.342.514,12



C.P.N. Guillermo José Sosa Ryan
 Caja Municipal de Jubilaciones
 Pensiones y Retiros de
 Gualeguaychú



C.P.N. Marcelo Sebastián
 Presidente
 Caja Municipal de Jubilaciones
 Pensiones y Retiros de
 Gualeguaychú



Guillelmina María Garro
 Presidenta
 Caja Municipal de Jubilaciones
 Pensiones y Retiros de
 Gualeguaychú

CAJA MUNICIPAL DE JUBILACIONES, PENSIONES Y RETIROS GUALEGUAYCHU
ESTADO FINANCIERO DEL EJERCICIO INICIADO EL 01/01/2023 Y CERRADO EL 31/12/2023

AÑO 2023	ENERO	FEBRERO	MARZO	ABRIL	MAYO	JUNIO	JULIO	AGOSTO	SEPTIEMBRE	OCTUBRE	NOVIEMBRE	DECIEMBRE	TOTALES
Bco. E. Rios c/c 8200/5	448.254,98	159.608,81	3.398.198,56	226.266,64	314.546,32	394.915,60	1.998.702,07	324.213,29	367.250,58	770.791,84	286.436,87	460.462,80	448.254,98
Bco. Credicoop c/c 63/1	166.117,18	49.116,48	16.483,94	37.409,94	7.420,85	12.958,43	1.017.246,26	751.521,71	5.690,53	2.213.443,41	21.396,08	43.078,65	166.117,18
Plazos Fijos	35.808,931,51	84.852,407,92	112.450,972,19	119.005,929,55	122.289,409,67	146.645,626,04	119.773,204,65	198.378,685,70	189.326,833,13	222.290,801,46	227.639,877,66	239.456,552,05	35.808,931,51
SALDO INICIAL	36.423.303,67	85.061.133,21	115.865.654,69	119.269.606,13	122.611.376,84	147.053.500,07	122.789.152,98	199.454.420,70	189.699.774,24	225.275.036,71	227.947.710,61	239.960.093,50	36.423.303,67
PERSONAL	42.072,271,39	30.663,527,22	29.892,018,57	35.534,384,29	38.090,444,87	39.990,766,73	61.261,398,96	43.727,635,22	56.528,289,09	52.949,998,64	57.820,237,23	77.555,055,16	566.086,027,37
COMISION TASAS	13.817,802,00	14.470,478,00	14.493,624,00	14.561,198,00	15.222,128,00	16.372,980,00	17.195,896,00	17.973,126,48	18.564,991,48	19.186,180,48	24.041,817,48	24.711,934,65	210.612,156,57
PRESTAMO MUNICIPAL	1.301,00	1.301,00	1.301,00	1.301,00	1.301,00	1.301,00	0,00	0,00	0,00	0,00	0,00	0,00	6.505,00
HIPOTECAS MUNICIPAL	5.068,004,93	4.441,130,35	4.839,098,07	5.322,752,07	5.639,981,07	6.251,286,07	5.107,272,61	6.706,948,47	6.374,144,07	7.980,019,78	6.293,627,82	7.390,990,07	71.415,255,38
PRESTAMOS	6.795,00	6.795,00	6.795,00	6.795,00	6.795,00	6.795,00	6.795,00	6.795,00	6.795,00	6.795,00	6.795,00	6.795,00	81.540,00
HIPOTECAS	136.085,61	453.750,38	507.238,96	219.195,60	215.550,35	260.498,67	260.163,23	253.673,98	269.432,45	265.311,80	265.599,31	264.652,31	3.371,152,65
COMISION MUNICIPAL	13.817,802,00	14.470,478,00	14.493,624,00	14.561,198,00	15.222,128,00	16.372,980,00	17.195,896,00	17.973,126,48	18.564,991,48	19.186,180,48	24.041,817,48	24.711,934,65	210.612,156,57
PRESTAMOS	1.301,00	1.301,00	1.301,00	1.301,00	1.301,00	1.301,00	0,00	0,00	0,00	0,00	0,00	0,00	6.505,00
HIPOTECAS	6.795,00	6.795,00	6.795,00	6.795,00	6.795,00	6.795,00	6.795,00	6.795,00	6.795,00	6.795,00	6.795,00	6.795,00	81.540,00
MORAR.PERS. JUBILADOS	88.898,94	77.763,54	77.081,22	77.081,22	77.081,22	167.651,37	118.396,32	118.396,32	111.988,62	150.602,40	150.602,40	283.825,62	1.499.389,19
APORTES EMPLEADOS	226.735,22	249.315,02	262.555,39	287.185,38	330.821,44	516.521,07	356.580,08	412.733,43	412.586,46	451.995,52	505.409,35	793.867,37	4.806.305,73
COMISIONES PROVEEDORES	40.223,88	41.995,17	49.391,56	47.823,88	52.987,70	54.512,20	66.501,38	64.848,40	64.848,40	81.219,98	87.580,71	80.731,04	734.629,19
SITRAM	172.630,04	182.448,67	178.145,43	0,00	103.379,89	241.159,25	397.377,02	263.724,53	295.061,45	312.707,90	340.296,92	518.347,73	3.374.985,23
ASOCIACION JUBILADOS	137.046,55	81.463,83	202.220,20	592.448,96	181.866,92	191.828,18	408.540,95	376.045,47	359.852,32	225.315,68	387.395,66	336.024,24	3.548.118,66
A.T.M.	176.173,57	110.406,51	110.406,51	202.220,20	202.220,20	2.408.991,39	1.922.502,80	2.633.000,00	2.891.000,00	2.075.000,00	1.547.483,92	864.739,98	21.026.012,58
COBRO ANTICIPOS	150.351,76	150.351,76	2.243.466,97	2.262.717,47	2.026.758,29	2.408.991,39	1.922.502,80	2.633.000,00	2.891.000,00	2.075.000,00	1.547.483,92	864.739,98	21.026.012,58
INTERES PLAZO FIJO - FCI	6.949,483,02	8.778,085,15	9.247,723,27	4.576,025,06	13.726,269,08	7.074.359,11	18.991.855,64	11.303.528,44	17.532.733,22	22.193.310,94	28.316.704,28	12.470.72,51	225.061.352,69
LEY 23986	8.927,534,26	11.631,082,05	10.254,366,23	13.845,334,55	12.068,872,46	29.817,617,51	17.168,218,82	23.103.236,12	20.313.937,66	20.391.530,08	23.671.142,97	31.868,479,98	205.061.352,69
RECAUDACION SALONES Y RC	167.000,00	379.000,00	288.500,00	224.500,00	227.500,00	109.500,00	51.000,00	0,00	226.000,00	126.000,00	162.000,00	86.000,00	2.047.000,00
RESERVA FONDO SOLIDARIO	1.050.210,00	1.327.907,29	3.253.275,59	3.096.462,08	1.950.455,00	1.811.120,00	1.989.479,00	2.156.413,00	4.439.950,00	3.500.467,00	1.476.250,00	1.555.250,00	27.609.238,96
DEUDAS - OTROS INGRESOS	0,00	0,00	0,00	0,00	0,00	0,00	0,00	0,00	0,00	0,00	0,00	0,00	122.698.366,12
RECURSOS	135.870.410,53	114.386.698,15	115.871.374,92	129.248.424,92	149.726.365,05	172.927.978,31	218.495.882,71	178.807.941,90	235.748.944,02	237.176.930,50	236.663.300,11	272.348.590,88	2.197.272.842,00
HABERES	70.439.360,27	70.657.880,02	86.691.102,88	95.489.804,88	99.892.787,52	156.407.211,36	105.593.503,04	142.569.115,88	131.318.948,15	161.618.770,51	161.048.441,02	270.822.440,25	1.552.549.365,78
SALARIO FAMILIAR	1.244.200,00	1.244.200,00	1.244.200,00	1.244.200,00	1.244.200,00	1.244.200,00	1.244.200,00	1.244.200,00	1.244.200,00	1.244.200,00	1.244.200,00	1.244.200,00	17.596.600,00
CONTRIBUCIONES SOCIALES	3.015.497,01	3.015.497,01	3.015.497,01	3.015.497,01	3.015.497,01	3.015.497,01	3.015.497,01	3.015.497,01	3.015.497,01	3.015.497,01	3.015.497,01	3.015.497,01	61.868.476,66
PRESTAMOS	1.598.287,00	1.598.287,00	1.598.287,00	1.598.287,00	1.598.287,00	1.598.287,00	1.598.287,00	1.598.287,00	1.598.287,00	1.598.287,00	1.598.287,00	1.598.287,00	175.650.416,20
ANTICIPOS	150.351,76	150.351,76	2.243.466,97	2.262.717,47	2.026.758,29	2.408.991,39	1.922.502,80	2.633.000,00	2.891.000,00	2.075.000,00	1.547.483,92	864.739,98	21.955.673,99
GASTOS	939.852,15	973.740,12	732.161,84	958.875,41	906.115,15	1.098.843,33	1.106.569,91	1.754.353,76	1.519.156,57	927.553,15	2.537.053,11	1.466.247,97	14.920.522,47
BIENES DE USO	8.484.348,49	829.094,05	325.210,30	146.599,00	923.704,03	9.275.755,35	1.580.089,63	10.209.162,05	676.910,94	2.592.959,05	23.204.370,11	730.168,78	58.978.371,78
SITRAM-ASOCI-ATM	132.911,43	75.485,08	41.293,12	0,00	75.624,43	2.723,78	11.875,31	11.373,39	1.735.428,99	1.582.497,72	3.038.715,78	2.116.720,83	21.959.086,75
FONDO SOLIDARIO	1.230.772,88	1.299.047,47	717.695,74	1.467.937,04	2.249.957,77	2.518.080,85	1.622.148,74	2.381.082,94	10.573.927,19	31.046.574,79	13.287.492,79	13.517.727,53	100.012.140,46
OTROS EGRESOS	0,00	0,00	0,00	0,00	0,00	0,00	0,00	0,00	0,00	0,00	0,00	0,00	2.025.093.657,95
EGRESOS	87.232.580,99	83.582.176,67	112.467.423,48	125.906.654,21	125.284.241,82	197.192.325,40	141.830.614,99	188.562.588,36	200.173.681,55	234.504.256,60	224.650.917,22	303.706.196,86	2.025.093.657,95
SALDO FINAL	85.061.133,21	115.865.654,69	119.269.606,13	122.611.376,84	147.053.500,07	122.789.152,98	199.454.420,70	189.699.774,24	225.275.036,71	227.947.710,61	239.960.093,50	208.602.487,72	208.602.487,72
Bco. E. Rios c/c 8200/5	159.608,81	3.398.198,56	226.266,64	314.546,32	394.915,60	1.998.702,07	324.213,29	367.250,58	770.791,84	286.436,87	460.462,80	2.486.658,82	11.061,82
Bco. Credicoop c/c 63/1	49.116,48	16.483,94	37.409,94	7.420,85	12.958,43	1.017.246,26	751.521,71	5.690,53	2.213.443,41	21.396,08	43.078,65	11.061,82	206.104.767,08
Plazos Fijos - FCI	84.852,407,92	112.450,972,19	119.005,929,55	122.289,409,67	146.645,626,04	119.773,204,65	198.378,685,70	189.326,833,13	222.290,801,46	227.639,877,66	239.456,552,05	206.104.767,08	206.104.767,08


GUILLERMINA MARIA GAMRO
 Presidenta
 Caja Municipal de Jubilaciones
 Pensiones y Retiros de
 Gualeguaychú


C.P.N. Gregory Marcelo Sebastián
 Vocal del Tesorero
 Caja Municipal de Jubilaciones
 Pensiones y Retiros de
 Gualeguaychú


C.P.N. Guillermina José Soso Ryan
 Vocal de Jubilaciones
 Pensiones y Retiros de
 Gualeguaychú

CAJA MUNICIPAL DE JUBILACIONES, PENSIONES Y RETIROS GUALEQUAYCHU
ESTADO PATRIMONIAL DEL EJERCICIO INICIADO EL 01/01/2023 Y CERRADO EL 31/12/2023

AÑO 2023	ENERO	FEBRERO	MARZO	ABRIL	MAYO	JUNIO	JULIO	AGOSTO	SEPTIEMBRE	OCTUBRE	NOVIEMBRE	DICEMBRE
Bco E Rios c/c 8200/5	159,608.81	3,398,198.56	226,266.64	314,546.32	394,915.60	1,998,702.07	324,213.29	367,250.58	770,791.84	286,436.87	450,462.80	2,486,658.52
Bco Credicoop c/c 63/1	49,116.48	16,483.94	37,409.94	7,420.85	12,958.43	1,017,246.26	751,521.71	5,690.53	2,213,443.41	21,396.08	43,078.65	11,061.62
Piazos Hijos y FCI	84,851,906.35	112,450,470.62	119,005,929.55	122,289,409.67	146,645,626.04	119,773,204.65	198,378,685.70	189,326,633.13	222,290,801.46	227,639,877.66	239,456,552.05	206,104,767.08
Prestamos Personales	744,367,019.78	740,828,703.71	792,634,364.64	850,082,444.57	877,056,743.50	891,237,383.15	910,279,206.60	929,439,783.05	1,054,628,723.50	1,125,850,744.95	1,155,630,515.39	1,133,254,523.84
Interes a devengar Prestamo	-361,981,377.09	-361,299,083.25	-401,737,995.70	-444,069,904.64	-464,131,939.58	-476,503,054.02	-493,910,965.66	-509,762,070.30	-596,637,571.58	-651,568,754.22	-679,779,650.71	-667,124,154.50
Prestamos Garantizados	505,603.00	497,507.00	489,411.00	481,315.00	464,112.00	457,317.00	450,522.00	443,727.00	436,932.00	430,137.00	423,342.00	415,547.00
Interes a devengar Garantiza	-159,360.00	-155,630.00	-151,860.00	-148,330.00	-144,839.00	-141,390.00	-137,980.00	-134,610.00	-131,283.00	-127,997.00	-124,752.00	-121,542.00
Municipalidad	86,844,703.43	84,927,799.03	98,493,539.16	105,066,093.92	110,539,627.18	160,987,174.78	120,734,086.11	151,533,639.03	143,666,886.67	158,242,303.19	181,979,589.98	261,538,182.67
Municipalidad-Mutuo	0.00	0.00	0.00	0.00	0.00	0.00	0.00	0.00	0.00	0.00	0.00	0.00
Otros aportes y contribucion	578,363.34	376,209.97	524,690.52	526,406.05	566,391.54	800,573.65	773,230.80	639,274.96	678,996.17	880,412.86	1,396,277.59	1,804,565.73
Otros Cuentas por Cobrar	550,000.00	2,793,466.97	2,854,010.59	2,576,758.29	2,958,990.79	2,472,502.80	3,253,300.00	3,441,000.00	2,687,937.71	2,097,483.92	864,739.98	159,661.47
Bienes de Uso	68,822,888.55	69,651,982.60	69,977,192.90	70,123,791.90	71,047,495.93	80,323,251.28	81,903,340.91	92,112,502.96	92,789,413.90	95,362,372.95	118,586,743.06	114,231,636.59
ACTIVOS	624,588,472.65	653,486,109.15	682,552,959.24	707,249,951.93	745,410,082.43	782,422,911.62	822,799,161.46	857,413,020.94	923,595,072.08	959,794,414.26	1,019,136,598.79	1,052,802,016.96
Haberes a Pagar	0.00	0.00	0.00	0.00	0.00	0.00	0.00	0.00	0.00	0.00	0.00	355,138.07
Iosper	0.00	0.00	0.00	0.00	0.00	0.00	0.00	0.00	0.00	0.00	0.00	22,527,108.72
Asociacion	0.00	0.00	0.00	0.00	0.00	0.00	0.00	0.00	0.00	0.01	0.00	0.00
Anticipos	0.00	0.00	0.00	0.00	0.00	0.00	0.00	0.00	0.00	0.00	0.00	0.00
Proveedores	0.00	0.00	0.00	0.00	0.00	0.00	0.00	0.00	0.00	0.00	0.00	0.00
Otras retenciones	0.00	0.00	0.00	0.00	0.00	0.00	0.00	0.00	0.00	0.00	0.00	0.00
PASIVOS	0.00	0.00	0.00	0.00	0.00	0.00	0.00	0.00	0.00	0.00	0.00	23,182,246.13
CAPITAL	121.08	121.08	121.08	121.08	121.08	121.08	121.08	121.08	121.08	121.08	121.08	121.08
RESERVAS	26,354,733.57	26,715,593.39	29,517,673.24	31,387,198.28	31,208,695.51	30,524,234.66	30,920,064.92	30,923,594.98	33,753,915.99	35,533,583.27	34,357,419.49	33,785,545.86
RESULTADOS	598,233,618.00	626,770,394.68	653,035,164.92	675,787,007.55	706,136,732.14	738,526,960.75	781,728,686.13	815,915,577.69	858,594,460.22	910,662,915.11	971,261,339.69	986,823,701.98
PATRIMONIO NETO	624,588,472.65	653,486,109.15	682,552,959.24	707,174,326.91	737,345,548.73	769,051,316.49	812,648,872.13	846,839,083.75	892,348,497.29	945,496,921.46	1,005,618,871.26	1,029,618,774.81
TOTAL IGUAL ACTIVOS	624,588,472.65	653,486,109.15	682,552,959.24	707,249,951.93	745,410,082.43	782,422,911.62	822,799,161.46	857,413,020.94	923,595,072.08	959,794,414.26	1,019,136,598.79	1,052,802,016.96

Guillermo José Sosa Ryan
C.P.N. Guillermo José Sosa Ryan
 Caja Municipal de Jubilaciones
 Pensiones y Retiros de
 Gualeguaychu


C.P.N. Marcelo Sebastián
C.P.N. Marcelo Sebastián
 Caja Municipal de Jubilaciones
 Pensiones y Retiros de
 Gualeguaychu


Guillemina María Carrro
GUILLEMINA MARIA CARRRO
 Presidente
 Caja Municipal de Jubilaciones
 Pensiones y Retiros de
 Gualeguaychu


CAJA MUNICIPAL DE JUBILACIONES, PENSIONES Y RETIROS GUALEQUAYCHU
ESTADO EJECUCION PRESUPUESTARIA DEL EJERCICIO INICIADO EL 01/01/2023 Y CERRADO EL 31/12/2023

AÑO 2023	VIGENTE	ESTADO EJECUCION PRESUPUESTARIA DEL EJERCICIO INICIADO EL 01/01/2023 Y CERRADO EL 31/12/2023												NO COBRADO NO PAGADO		
		ENERO	FEBRERO	MARZO	ABRIL	MAYO	JUNIO	JULIO	AGOSTO	SEPTIEMBRE	OCTUBRE	NOVIEMBRE	DICIEMBRE		TOTAL DEVENGADO	DISPONIBLE
APORTES PERSONALES	603,006,500.00	29,892,018.57	35,523,633.50	38,137,935.90	40,005,473.42	61,154,239.20	43,727,635.22	56,528,289.09	52,949,998.64	57,820,237.23	67,226,335.54	105,405,567.18	819,034,890.71	-16,028,390.71	518,019,177.39	101,015,713.32
CONTRIBUCION PATRONAL	823,828,879.00	41,096,115.21	47,665,710.66	51,176,686.81	53,673,639.52	82,027,838.65	58,582,155.17	76,783,169.22	70,929,161.31	77,444,435.24	90,952,378.72	141,242,522.89	829,728,406.86	-5,899,527.86	694,348,079.48	135,340,397.37
MORATORIA ACTIVIDAD	0.00	0.00	0.00	0.00	0.00	0.00	0.00	0.00	0.00	0.00	0.00	0.00	0.00	0.00	0.00	0.00
MORATORIA PERS. JUBILADOS	1,358,500.00	88,898.84	77,081.22	77,081.22	77,081.22	167,651.37	118,396.32	118,396.32	111,988.62	150,602.40	160,602.40	283,875.62	1,499,369.19	-140,865.19	1,215,543.57	0.00
MORATORIA PATR. JUBIL.	5,755,100.00	243,782.00	297,414.00	321,794.00	341,294.00	536,254.00	414,429.00	414,429.00	438,806.00	475,374.00	536,318.00	895,896.50	5,159,571.50	596,528.50	4,262,675.00	0.00
APORTE CAJA	3,860,000.00	226,735.22	263,535.39	287,189.38	330,821.44	516,521.07	366,560.08	412,733.43	412,586.46	451,995.52	505,345.73	793,967.37	4,806,305.73	946,305.37	4,012,438.36	0.00
APORTES SINDICATO	1,352,000.00	182,448.67	173,989.77	212,323.93	241,159.25	387,377.02	264,724.53	295,041.62	312,707.90	340,998.92	338,757.90	496,466.23	3,219,231.59	-2,167,231.59	3,072,765.36	0.00
APORTES A.T.M.	1,365,000.00	110,406.51	126,735.12	138,376.82	161,866.91	254,918.02	184,920.12	214,940.02	225,316.68	241,988.25	280,420.00	413,567.40	2,729,269.07	-1,364,269.07	2,315,701.67	0.00
APORTES ASOC. JUBILADOS	975,000.00	81,463.83	103,378.89	117,145.43	130,374.89	170,180.98	133,460.79	140,972.58	152,720.00	171,495.45	207,819.02	1,662,424.40	1,662,424.40	-887,424.40	1,371,605.38	0.00
LEY 23966	191,040,000.00	8,927,534.26	11,631,082.05	10,254,366.23	13,843,334.55	20,564,366.23	13,843,334.55	17,168,218.82	23,103,236.12	20,313,937.66	22,391,530.08	31,864,479.98	225,061,352.69	-34,021,352.69	225,061,352.69	0.00
COMISIONES TASAS	2,570,000.00	136,085.61	136,085.61	136,085.61	136,085.61	260,171.22	260,171.22	260,171.22	269,432.45	265,313.98	265,313.98	264,652.31	3,371,152.65	-801,152.65	3,371,152.65	0.00
COMISIONES PROVEEDORES	420,000.00	40,223.88	40,223.88	40,223.88	40,223.88	80,447.76	80,447.76	80,447.76	80,447.76	80,447.76	80,447.76	80,447.76	321,729.51	-80,447.76	321,729.51	0.00
INTERES P.FLUJO Y TIT	121,000,000.00	6,948,981.45	8,778,865.15	9,246,224.84	4,576,025.06	13,726,269.08	7,074,531.94	11,303,528.44	17,532,733.22	22,193,310.94	28,316,704.28	12,470,072.51	161,160,149.72	-40,160,149.72	161,160,149.72	0.00
INTERES PRESTAMOS	174,000,000.00	12,638,360.66	12,713,091.84	13,654,333.55	14,703,865.56	15,235,660.06	16,370,328.36	18,475,956.66	19,902,665.72	20,539,723.51	20,533,630.21	196,254,762.48	1,962,547,624.88	-22,254,762.48	1,962,547,624.88	0.00
INTERES HIPOTECA	42,000.00	3,770.00	3,770.00	3,770.00	3,770.00	7,540.00	7,540.00	7,540.00	7,540.00	7,540.00	7,540.00	7,540.00	30,200.00	-7,540.00	30,200.00	0.00
SUBSIDIOS	42,000.00	3,770.00	3,770.00	3,770.00	3,770.00	7,540.00	7,540.00	7,540.00	7,540.00	7,540.00	7,540.00	7,540.00	30,200.00	-7,540.00	30,200.00	0.00
RECURSOS	1,930,572,979.00	101,388,340.46	118,072,566.09	123,922,863.01	136,257,531.78	198,081,090.27	166,250,376.86	184,977,162.21	182,181,772.25	222,544,824.37	232,145,813.14	315,040,302.26	2,075,362,554.78	-144,789,575.78	1,835,835,901.95	237,252,007.19
JUBILACIONES ORDINARIAS	1,066,500,000.00	44,991,795.23	55,515,008.10	60,708,008.12	64,259,206.20	100,785,303.47	68,701,489.70	92,987,365.41	85,959,790.38	103,421,090.00	107,995,007.45	199,933,679.04	1,029,021,779.08	37,478,230.92	1,029,021,779.08	355,138.01
JUBILACION INCAPACIDAD	45,800,000.00	1,976,724.89	2,411,572.78	2,609,242.68	2,907,378.60	4,299,373.50	2,973,043.50	3,803,067.50	3,510,654.37	4,523,069.00	4,377,556.69	6,870,767.50	42,655,114.03	3,744,885.97	42,085,114.03	0.00
JUBILACION ESPECIAL	60,650,000.00	3,342,911.18	3,336,058.07	4,276,485.84	4,535,666.80	7,046,693.00	4,161,846.00	6,134,770.50	5,460,475.43	6,656,288.00	4,671,637.92	6,627,841.50	60,650,073.87	10,925.13	60,639,073.87	0.00
TOTAL JUBILACIONES	1,172,950,000.00	50,313,677.30	61,279,049.55	67,593,737.64	71,562,251.60	112,131,669.97	76,236,379.70	102,925,203.41	94,930,920.17	114,639,447.00	116,046,192.07	212,887,378.04	1,131,719,966.99	41,224,033.01	1,131,719,966.99	0.00
PENSIONES	369,400,000.00	17,699,477.90	21,686,219.80	23,617,018.92	24,823,663.20	39,042,476.62	25,617,137.00	34,750,328.78	36,576,164.66	41,885,349.60	39,538,660.72	51,093,237.00	389,399,252.10	747.90	389,399,252.10	0.00
RETIROS	4,893,500.00	200,249.00	203,173.00	268,188.36	284,442.20	441,900.00	294,600.00	396,178.08	365,716.43	486,178.00	446,968.02	746,638.50	4,334,450.59	559,019.41	4,334,450.59	0.00
SUELDOS	47,100,000.00	2,225,962.31	2,547,627.31	4,010,659.96	3,123,030.52	4,791,664.77	3,445,386.34	4,497,405.61	3,975,526.89	4,607,795.91	4,656,620.21	6,095,166.71	47,099,566.10	333.90	47,099,566.10	0.00
CONTRIBUCIONES	65,425,240.00	3,015,487.01	3,046,840.25	3,105,981.13	3,440,490.09	3,660,129.53	4,907,078.53	4,999,901.01	4,989,735.00	6,278,695.82	6,376,853.43	11,507,067.89	61,868,476.66	3,556,783.34	61,868,476.66	0.00
SALARIOS	26,700,000.00	1,241,200.00	1,244,575.00	1,278,550.00	1,488,775.00	1,444,700.00	1,441,500.00	1,666,900.00	1,675,050.00	1,651,350.00	1,585,050.00	1,597,100.00	17,596,600.00	9,103,400.00	17,596,600.00	0.00
Honorarios	3,380,000.00	285,000.00	80,000.00	260,500.00	260,500.00	114,090.00	138,800.00	652,115.00	552,500.00	80,000.00	321,800.00	374,000.00	3,378,105.00	1,895.00	3,378,105.00	0.00
Gastos Generales	5,420,000.00	348,749.22	288,886.73	458,795.25	273,408.82	273,408.82	584,002.11	557,720.75	420,347.09	365,293.87	287,590.57	370,101.91	5,407,044.13	12,955.87	5,407,044.13	0.00
Uniformes	515,000.00	0.00	0.00	0.00	11,200.00	11,200.00	11,200.00	11,200.00	0.00	0.00	287,500.00	370,101.91	501,699.40	13,300.60	501,699.40	0.00
Gastos Bancarios	180,000.00	5,243.08	7,349.93	7,099.07	7,522.76	7,792.41	11,035.68	13,685.75	15,498.25	17,013.47	22,300.40	32,046.95	152,436.51	27,563.49	152,436.51	0.00
Gastos de Limpieza	1,056,000.00	70,220.00	26,875.00	12,900.00	19,680.00	18,525.00	89,325.00	48,400.00	48,400.00	61,690.00	169,060.00	88,700.00	816,645.00	239,355.00	816,645.00	0.00
Energia Electrica	1,196,000.00	53,962.62	116,914.74	56,275.77	50,234.87	49,627.65	57,417.90	57,035.87	51,782.70	151,080.15	116,866.01	106,777.61	1,004,714.80	191,285.20	1,004,714.80	0.00
Telefono	224,000.00	4,178.05	16,108.79	18,176.73	21,074.29	36,606.87	6,205.05	18,723.57	68,018.94	11,548.52	4,408.83	0.00	223,739.77	2,650.23	223,739.77	0.00
Papelena e Imprenta	690,000.00	25,039.33	65,539.00	34,850.00	50,422.00	39,225.00	43,205.00	43,860.00	74,890.00	0.00	70,505.00	185,000.00	687,145.33	2,854.67	687,145.33	0.00
Impuestos, Tasas y Contribuciones	620,000.00	1,383.90	218,519.13	1,401.27	1,351.70	1,732.33	0.00	0.00	0.00	3,418.96	0.00	0.00	236,907.29	383,092.71	236,907.29	0.00
Primas de Seguros	810,000.00	29,074.95	19,040.45	21,035.93	25,602.33	39,493.94	27,478.83	31,682.85	69,048.17	103,313.16	125,158.51	621,275.00	188,725.00	188,725.00	621,275.00	0.00
Subscripciones	586,000.00	53,200.00	14,000.00	69,600.00	37,000.00	34,995.05	28,000.00	11,350.00	69,100.00	12,600.00	9,000.00	516,245.05	516,245.05	19,754.95	516,245.05	0.00
Gastos de Oficina	1,400,000.00	63,801.00	150,073.29	11,875.50	144,951.97	42,179.63	147,727.34	178,954.97	31,500.00	104,860.01	221,709.14	184,382.99	1,374,565.19	25,434.81	1,374,565.19	0.00
DEPRECIACION	0.00	0.00	0.00	0.00	0.00	0.00	0.00	0.00	0.00	0.00	0.00	5,085,075.75	5,085,075.75	5,085,075.75	0.00	
EGRESOS	1,702,495,740.00	75,635,909.43	91,607,795.85	101,171,020.38	105,947,807.20	165,690,861.66	113,048,651.48	150,790,270.65	139,502,889.72	170,476,369.48	171,547,397.56	290,477,931.86	1,652,020,040.66	60,645,850.84	1,652,020,040.66	22,827,106.12
RESULTADO FINAL	228,077,239.00	25,752,431.03	28,536,776.68	26,254,770.24	30,349,724.59	32,390,228.61	43,201,725.38	34,186,891.56	42,678,882.53	52,068,454.89	60,598,415.58	24,562,370.40	423,342,514.12			
RESULTADO ACUMULADO	25,752,431.03	54,289,207.71	80,553,977.95	103,305,820.58	133,655,545.17	166,045,773.76	209,247,499.16	243,434,390.72	286,113,273.25	338,181,728.14	398,780,143.72	423,342,514.12				
RESULTADO PROMEDIO MENSUAL	25,752,431.03	27,144,603.85														

Código	Descripción de la Cuenta	Saldos
		1051547511.23
100000	ACTIVOS	639242738.37
110000	ACTIVOS CORRIENTES	2497720.64
111000	CAJA Y BANCOS	2486658.82
1116	Bersa c/c 8200/5	11061.82
1117	Credicoop c/c 63/1	430640250.65
113500	CUENTAS POR COBRAR	398099827.00
1140	Prestamos Personales	169661.41
1141	Anticipos Haberes	-229765465.43
1142	Interes a devengar Prestamos	81540.00
1146	Prestamos Hipotecarios y Prend	-33495.00
1147	Interes a devengar Hipotecas y	261538182.67
1151	Municipalidad	150000.00
1200	Serv. Funebre Mutual Frigorifi	300000.00
1201	Serv. Funebre Previsora Gchu	100000.00
1202	Serv. Cremacion	206104767.08
130000	INVERSIONES	147205479.45
1301	Plazo Fijos	-9764383.56
1302	Interes a devengar p.fijos	61693491.74
1303	Fondo Comunes de Inversion	6970179.45
1304	Titulos y Acciones	412304772.86
150000	ACTIVOS NO CORRIENTES	298072936.77
1600	CUENTAS POR COBRAR	735184701.84
1610	Prestamos Personales	-437358719.07
1614	Interes a Devengar Prestamos	335007.00
1616	Hipotecas y prendas	-88053.00
1617	Interes a devengar Hipotecas y	114231836.09
1801	BIENES DE USO	28126411.77
1802	MUEBLES Y UTILES	32632654.31
1803	M.y Utiles Valor origen	-4506242.54
1804	M.y Utiles Dep.Acum	84536982.20
1805	INMUEBLES	7248041.48
1806	Terreno Valor Origen	81421114.41
1807	Edificio Valor origen	-4132173.69
1808	Edificio dep.acum	1568442.12
1811	MAQUINAS Y HERRAMIENTAS	1972552.36
1812	Maqu.y Herr. Valor Origen	-404110.24
1813	Maq.y Herram. Dep.Acum.	-21927740.40
200000	PASIVOS	-21927740.40
210000	PASIVOS CORRIENTES	-22397960.88
2101	LEYES SOCIALES	-22827108.12
2103	I.o.s.p.e.r	496466.23
2128	Sitram	-886.99
2131	Ley 3011	287819.02
2136	Asociacion Jub y pens	-354251.02
2180	Remuneraciones a Pagar	470220.48
2200	CUENTAS POR PAGAR	470220.48
2231	A.T.M.	-606277256.71
300000	PATRIMONIO NETO	-121.08
3100	Capital Social	-26000000.00
3200	Reserva Riesgo	-64957047.62
3201	Reserva Solidaria	57161098.96
3202	Uso Reserva	-572481186.97
3500	RESULTADOS NO ASIGNADOS	



 C.P.N. Guillermo José Sosa Ryan
 Caja Municipal de Jubilaciones
 Pensiones y Retiros de
 Gualeguaychú



 C.P.N. Gómez Marcelo Sebastián
 Caja Municipal de Jubilaciones
 Pensiones y Retiros de
 Gualeguaychú


 GUILKERMINA MARÍA GARRO
 Presidenta
 Caja Municipal de Jubilaciones
 Pensiones y Retiros de
 Gualeguaychú

Código	Descripción de la Cuenta	Saldos
		-572481186.97
3501	Resultado Ejercicios anteriore	-2075362554.78
400000	RECURSOS	-1468138469.05
4100	RECURSOS POR APORTES	-829728406.86
4102	Patronales Municipales	-619034890.71
4121	Personal Municipal	-1162261.23
4201	Moratoria Caja	-337107.96
4202	Aporte Personal Retiros	-5158571.50
4203	Aporte Patronal Retiros	-4806305.73
4301	Aporte Personal Empleados Caja	-2078301.97
4321	Patronal Sitram	-1440929.62
4322	Personal Sitram	-1169481.01
4331	Personal A.T.M.	-1559788.06
4332	Patronal A.T.M.	-950093.94
4351	Patronal Asociacion	-712330.46
4352	Personal Asociacion	-607224085.73
4400	OTROS RECURSOS	-225061352.69
4500	Ley 23.966	-3371152.65
4503	Comisiones Impuestos	-734629.19
4504	Comisiones Proveedores	-131078497.24
4601	Interes Plazos fijos	-28015457.30
4602	Intereses FCI	-196254762.48
4603	Interes Prestamos	-41589.00
4604	Interes Hipotecas y Prendas	-2066195.18
4605	Int. Ganados Titulos y Accione	-20600450.00
4606	Otros Ingresos	1652020040.66
500000	EROGACIONES	1632014442.44
5100	HABERES Y CONTRIBUCIONES	1131715966.99
5102	jubilaciones	369399252.10
5103	Pensiones	4334480.59
5104	Retiros	47099666.10
5105	Sueldos	61868476.66
5151	Patronal IOSPER	17596600.00
5152	Asignaciones Familiares	20005598.22
5200	GASTOS	3378105.00
5201	Honorarios	5407044.13
5202	Gastos Generales	501699.40
5203	Uniformes	152436.51
5205	Gastos Bancos	816645.00
5206	Gastos Limpieza	1004714.80
5207	Energia Electrica	223739.77
5208	Telefonos	687145.33
5209	Papeleria e Imprenta	236907.29
5210	Impuestos y Tasas	621275.00
5211	Primas de seguros	516245.05
5216	Suscripciones y publicaciones	1374565.19
5217	Gastos de oficina	5085075.75
5280	Depreciaciones	

Activo : 1051547511.23 PN+Pasivo: -628204997.11 Dif.: 423342514.12
Ingresos: -2075362554.78 Egresos : 1652020040.66 Dif.: -423342514.12


C.P.N. Guillermo José Sosa Ryan
Caja Municipal de Jubilaciones
Pensiones y Retiros de
Gualeguaychú


C.P.N. Gómez Marcelo Sebastián
Caja Municipal de Jubilaciones
Pensiones y Retiros
Gualeguaychú


GUILLERMINA MARÍA GARRO
Presidenta
Caja Municipal de Jubilaciones
Pensiones y Retiros de
Gualeguaychú